

2013 HEARTWORM incidence survey

Heartworm Disease Diagnosed in Pets Nationwide


Veterinarians Take Action Against Heartworm

75%



diagnosed heartworm in 2013

72%




follow AHS guidelines for prevention/testing/treatment

40%



use the AHS website as a resource

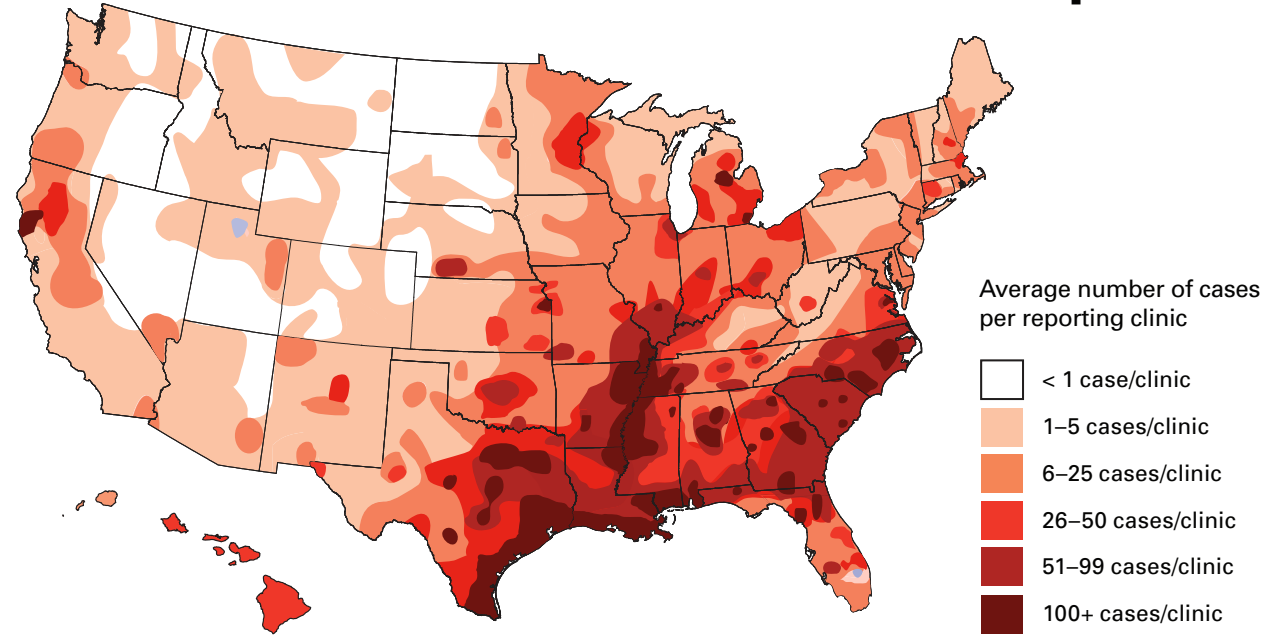
32%



use AHS client education tools

Q: What resources from the American Heartworm Society do you use?

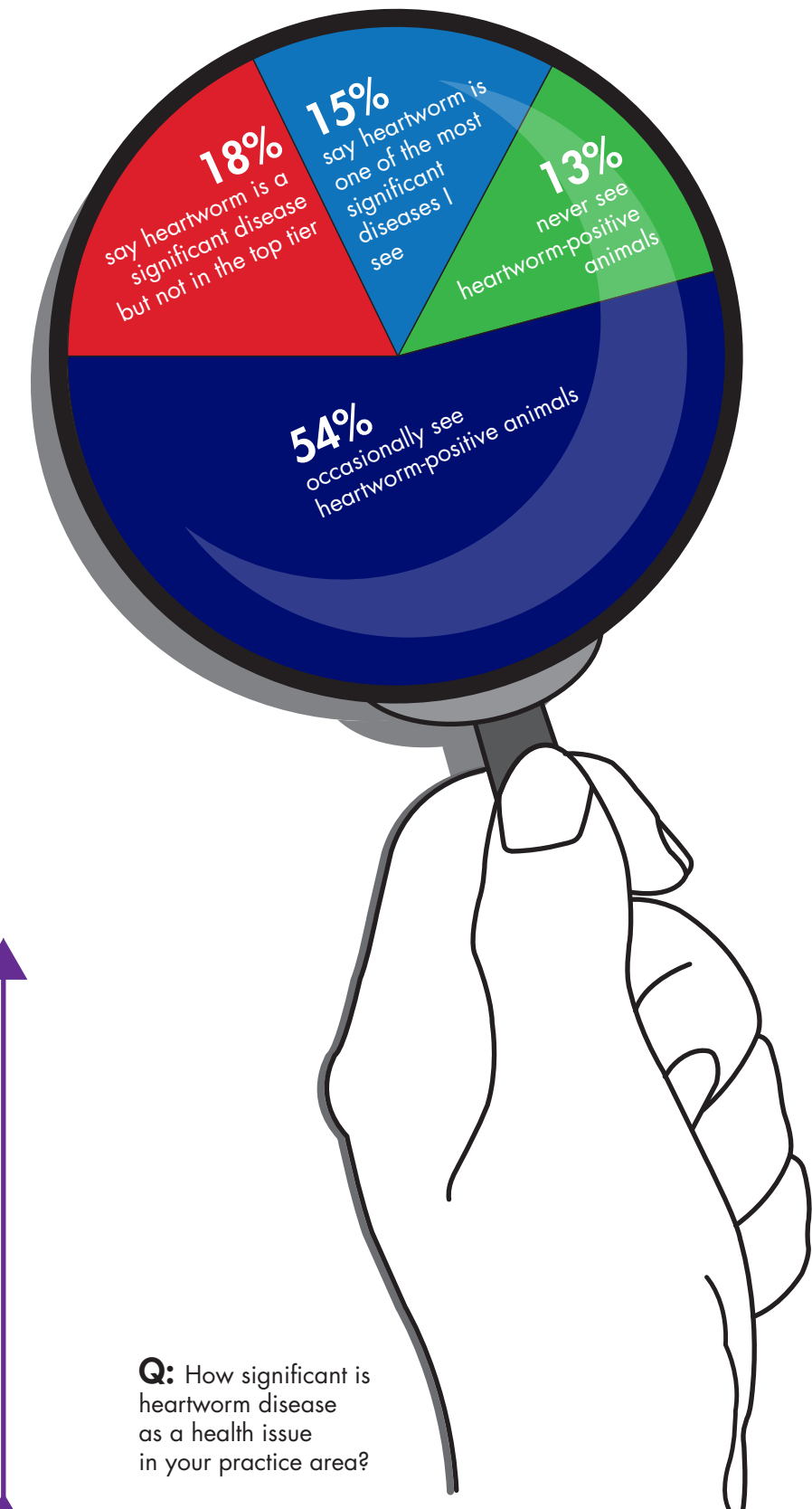
2013 Heartworm Incidence Map



© American Heartworm Society

The severity of heartworm incidence as shown in this map is based on the average number of cases per reporting clinic. Some remote regions of the United States lack veterinary clinics, therefore we have no reported cases from these areas.

Heartworm Significance: A Closer Look



Q: How significant is heartworm disease as a health issue in your practice area?

Heartworm Incidence: Up or Down? Veterinarians Weigh In

Why veterinarians say incidence is **DOWN**

74%

Say more pet owners are administering preventives

63%

See more year-round usage of preventives; more doses given on time

48%

Say pet owners have access to highly effective preventives

16%

Believe weather trends caused decrease in mosquitoes



Why veterinarians say incidence is **UP**

61%

Cite poor compliance; owners don't administer preventives year-round or they skip doses

40%

Say infected Southern rescue dogs moved into the area

39%

Believe weather trends caused increase in mosquitoes

33%

Report that fewer pet owners are administering preventives

Q: In your opinion, what is the trend of heartworm prevalence in your practice area over the past three years?

A: 19% of veterinarians surveyed said the trend is up, 21% said the trend is down and 60% said it has stayed the same